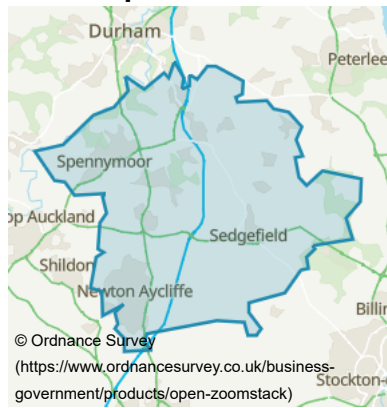


Newton Aycliffe and Spennymoor

Area map



Population

94,500

people

522,100 people in County Durham

Rounded to the nearest 100 people

Number of households

43,500

households

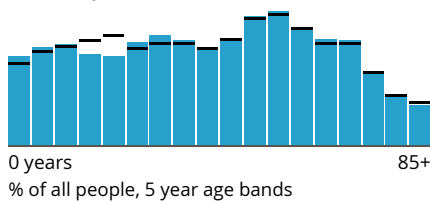
234,800 households in County Durham

Rounded to the nearest 100 households

Age profile

■ **Newton Aycliffe and Spennymoor**

— (County Durham)



Sex

■ **Newton Aycliffe and Spennymoor**

█ (County Durham)

Female **51.1%** (51.1%)

Male **48.9%** (48.9%)

% of all people

Legal partnership status

■ **Newton Aycliffe and Spennymoor**

█ (County Durham)

Never married and never registered a civil partnership **34.5%** (36.9%)

Married or in a registered civil partnership **44.9%** (43.4%)

Separated, but still legally married or still legally in a civil partnership **2.6%** (2.5%)

Divorced or civil partnership dissolved **10.7%** (10.0%)

Widowed or surviving civil partnership partner **7.3%** (7.2%)

% of people aged 16 years and over

Country of birth

■ **Newton Aycliffe and Spennymoor**

█ (County Durham)

Born in the UK **96.4%** (95.6%)

Born outside the UK **3.6%** (4.4%)

% of all people

Passports held

■ **Newton Aycliffe and Spennymoor**

█ (County Durham)

UK passport **76.6%** (77.0%)

Non-UK passport **1.9%** (2.5%)

No passport held **21.5%** (20.5%)

% of all people

Length of residence in the UK

■ **Newton Aycliffe and Spennymoor**

█ (County Durham)

Born in the UK **96.4%** (95.6%)

10 years or more **2.3%** (2.4%)

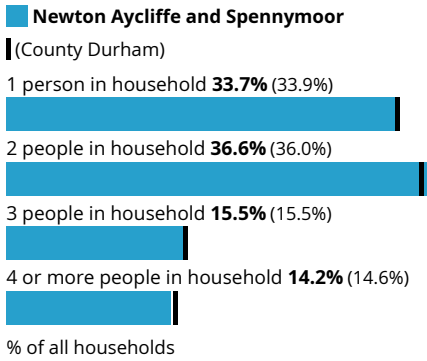
5 years or more, but less than 10 years **0.6%** (0.6%)

2 years or more, but less than 5 years **0.5%** (0.5%)

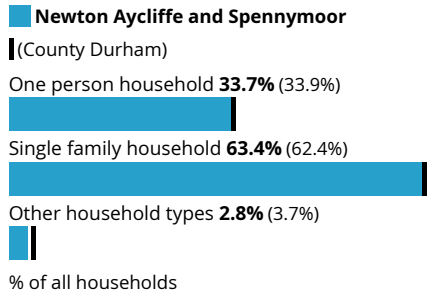
Less than 2 years **0.3%** (0.8%)

% of all people

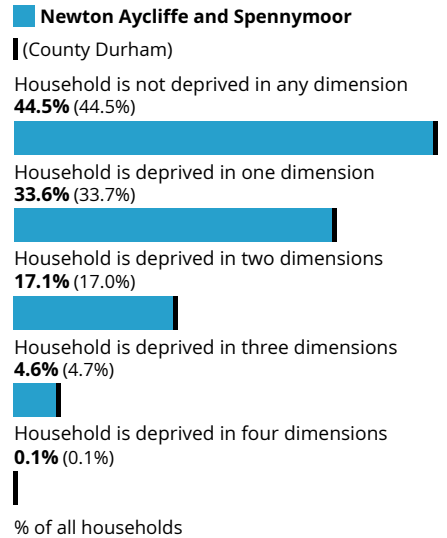
Household size



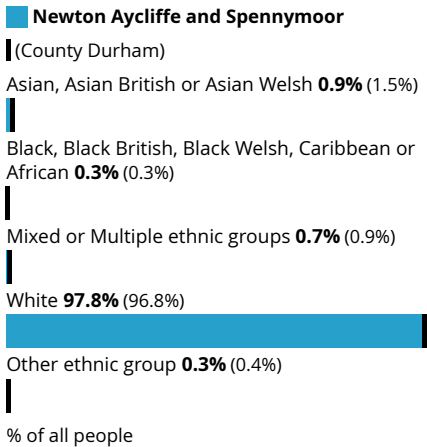
Household composition



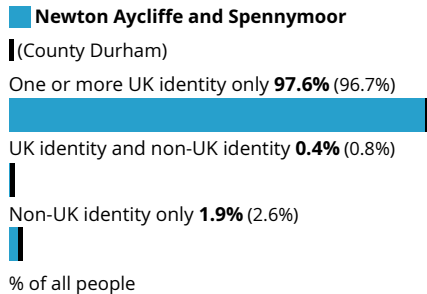
Household deprivation



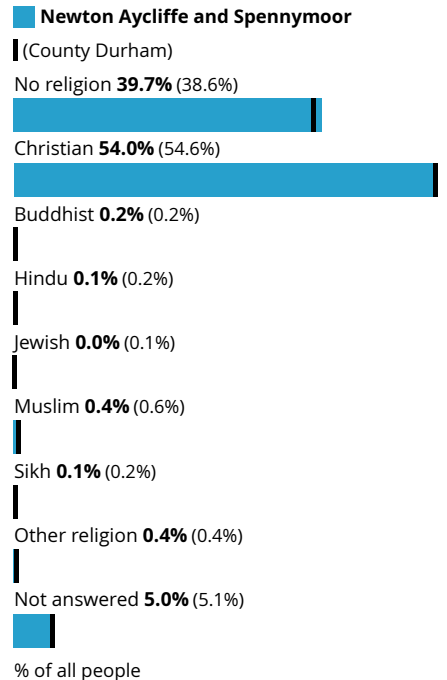
Ethnic group



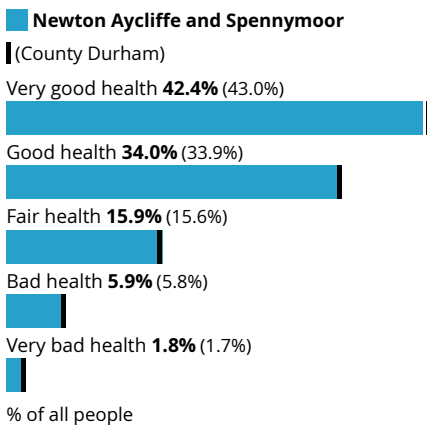
National identity



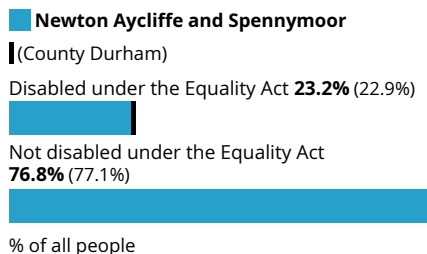
Religion



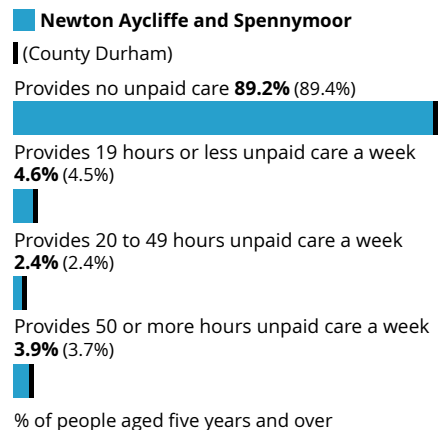
General health



Disability



Provision of unpaid care



Proficiency in English

Newton Aycliffe and Spennymoor

(County Durham)

Main language is English (English or Welsh in Wales) **98.5%** (98.1%)



Can speak English very well **0.7%** (0.9%)



Can speak English well **0.5%** (0.6%)



Cannot speak English well **0.2%** (0.2%)



Cannot speak English **0.0%** (0.1%)



% of people aged three years and over

Accommodation type

Newton Aycliffe and Spennymoor

(County Durham)

Whole house or bungalow **96.2%** (94.4%)



Flat, maisonette or apartment **3.7%** (5.4%)



A caravan or other mobile or temporary structure **0.1%** (0.2%)



% of all households

Number of cars or vans

Newton Aycliffe and Spennymoor

(County Durham)

No cars or vans in household **23.3%** (24.1%)




1 car or van in household **42.7%** (42.3%)



2 cars or vans in household **26.1%** (25.5%)



3 or more cars or vans in household **8.0%** (8.0%)



% of all households

Central heating

Newton Aycliffe and Spennymoor

(County Durham)

Does not have central heating **0.5%** (0.6%)



Does have central heating **99.5%** (99.4%)



% of all households

Number of bedrooms

Newton Aycliffe and Spennymoor

(County Durham)

1 bedroom **5.4%** (5.9%)



2 bedrooms **32.2%** (32.5%)



3 bedrooms **46.1%** (44.9%)



4 or more bedrooms **16.3%** (16.7%)



% of all households

Occupancy rating for bedrooms

Newton Aycliffe and Spennymoor

(County Durham)

+2 or more **38.1%** (37.4%)



+1 **41.5%** (41.3%)



0 **19.0%** (19.8%)



-1 **1.2%** (1.4%)



-2 or less **0.1%** (0.1%)



% of all households

Tenure of household

Newton Aycliffe and Spennymoor

(County Durham)

Owns outright **32.3%** (34.5%)



Owns with a mortgage or loan or shared ownership **29.4%** (28.3%)



Social rented **22.4%** (20.0%)



Private rented or lives rent free **16.0%** (17.2%)



% of all households

Second address indicator

Newton Aycliffe and Spennymoor

(County Durham)

No second address **96.4%** (94.0%)



Second address is in the UK **3.1%** (5.2%)



Second address is outside the UK **0.5%** (0.8%)



% of all households

Distance travelled to work

Newton Aycliffe and Spennymoor

(County Durham)

Less than 10km **33.6%** (31.7%)



10km to less than 30km **26.5%** (24.8%)



30km and over **5.1%** (5.3%)



Works mainly from home **21.6%** (23.9%)

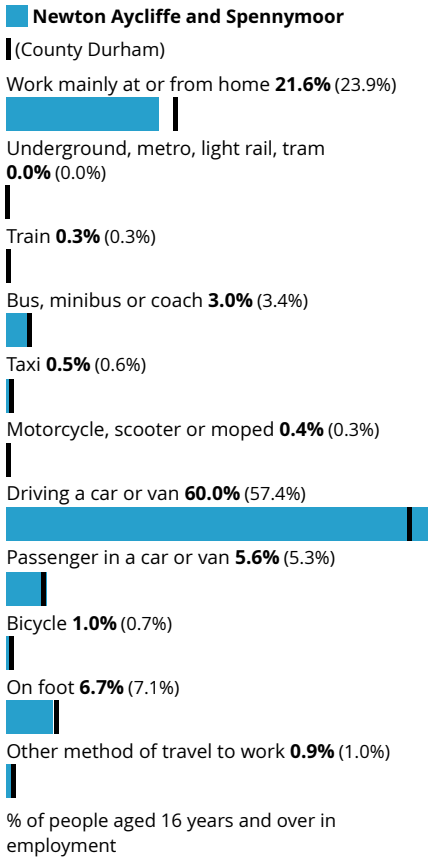


Other **13.3%** (14.4%)

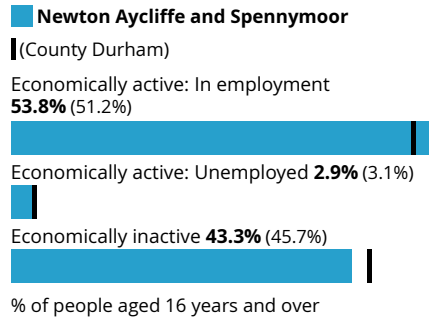


% of people aged 16 years and over in employment

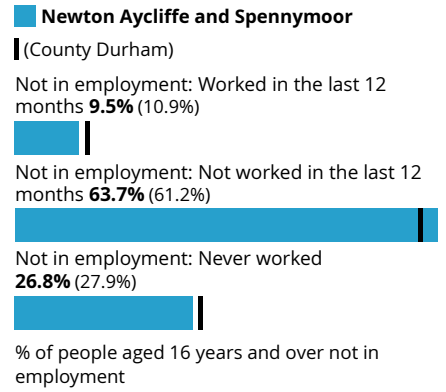
Method of travel to workplace



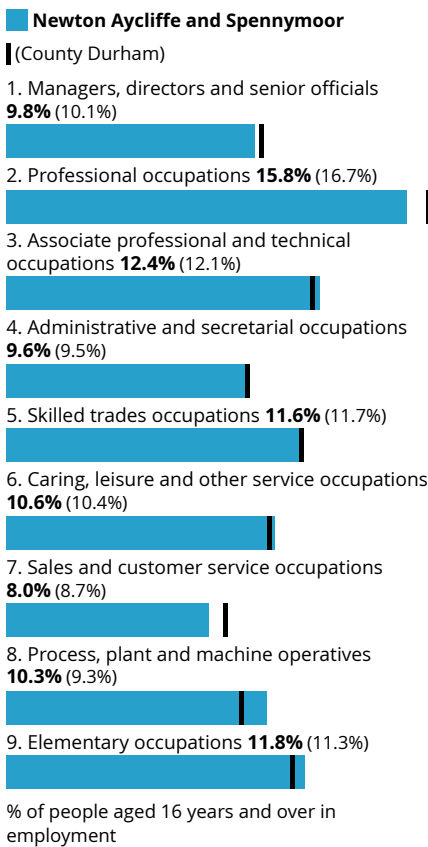
Economic activity status



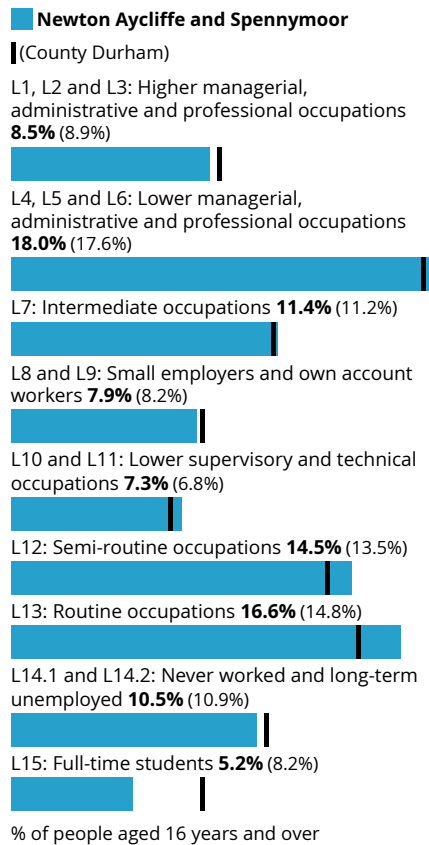
Employment history



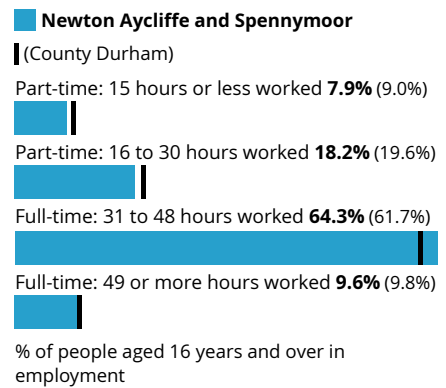
Occupation



Socio-economic Classification (NS-SeC)



Hours per week worked



Highest level of qualification

Newton Aycliffe and Spennymoor

(County Durham)

No qualifications **21.4%** (20.9%)



Level 1, 2 or 3 qualifications **43.8%** (43.7%)



Apprenticeship **6.4%** (6.2%)



Level 4 qualifications and above **26.0%** (26.7%)



Other qualifications **2.5%** (2.4%)



% of people aged 16 years and over

Schoolchildren and full-time students

Newton Aycliffe and Spennymoor

(County Durham)

Student **17.6%** (19.9%)



Not a student **82.4%** (80.1%)



% of people aged five years and over

Source: Office for National Statistics - Census 2021