

Easington

Area map



Population

93,200

people

522,100 people in County Durham

Rounded to the nearest 100 people

Number of households

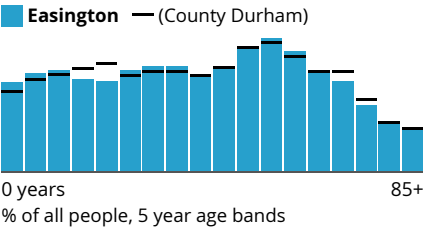
42,400

households

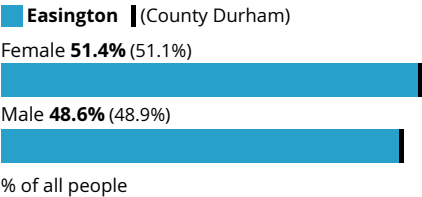
234,800 households in County Durham

Rounded to the nearest 100 households

Age profile



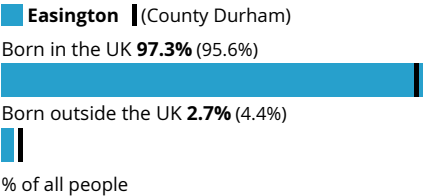
Sex



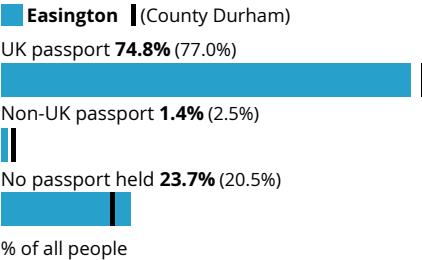
Legal partnership status



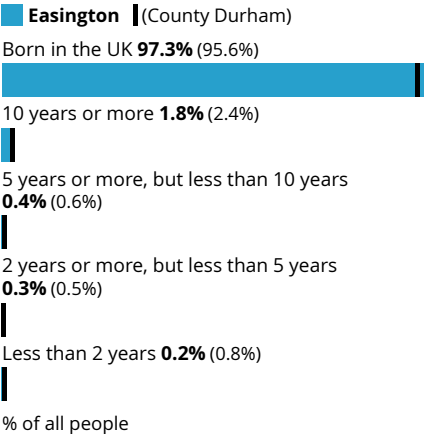
Country of birth



Passports held

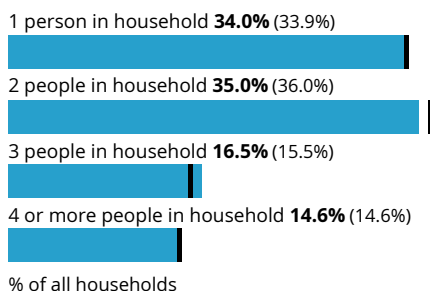


Length of residence in the UK



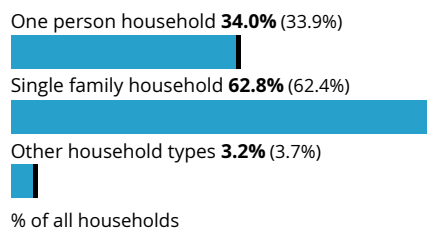
Household size

Easington (County Durham)



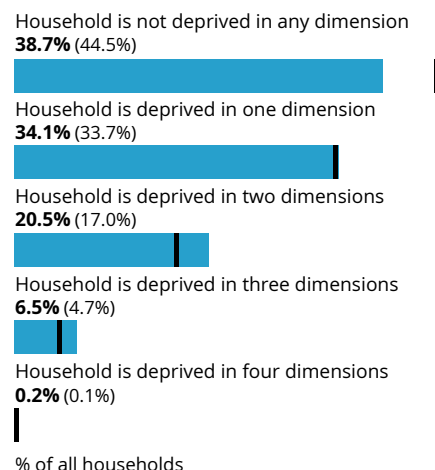
Household composition

Easington (County Durham)




Household deprivation

Easington (County Durham)



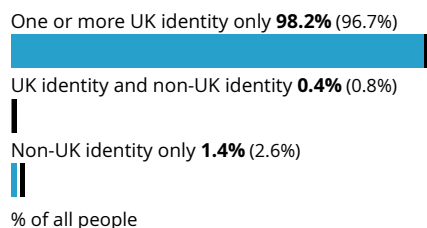
Ethnic group

Easington (County Durham)



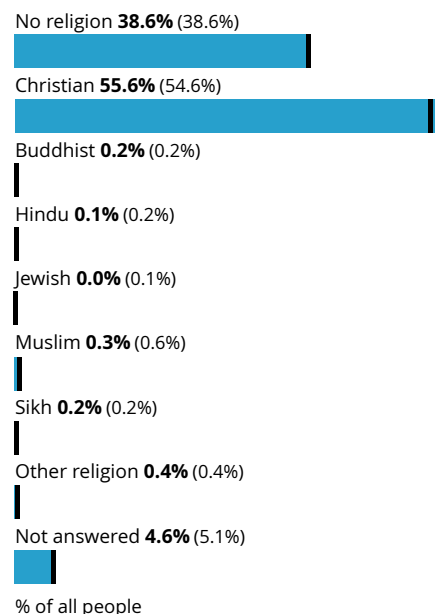
National identity

Easington (County Durham)



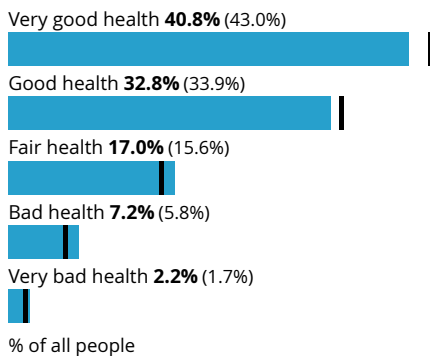
Religion

Easington (County Durham)



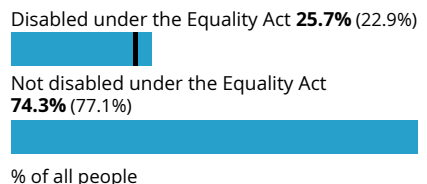
General health

Easington (County Durham)



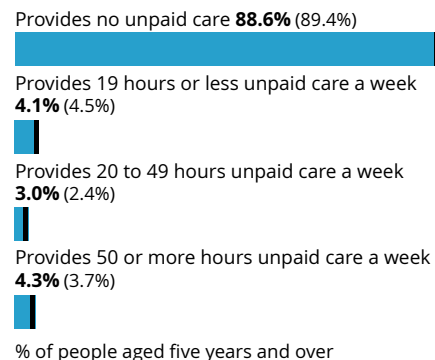
Disability

Easington (County Durham)



Provision of unpaid care

Easington (County Durham)



Proficiency in English

Easington (County Durham)

Main language is English (English or Welsh in Wales) **98.8%** (98.1%)

Can speak English very well **0.5%** (0.9%)

Can speak English well **0.4%** (0.6%)

Cannot speak English well **0.2%** (0.2%)

Cannot speak English **0.0%** (0.1%)

% of people aged three years and over

Accommodation type

Easington (County Durham)

Whole house or bungalow **95.2%** (94.4%)

Flat, maisonette or apartment **4.7%** (5.4%)

A caravan or other mobile or temporary structure **0.1%** (0.2%)

% of all households

Number of cars or vans

Easington (County Durham)

No cars or vans in household **28.2%** (24.1%)

1 car or van in household **41.9%** (42.3%)

2 cars or vans in household **22.9%** (25.5%)

3 or more cars or vans in household **7.1%** (8.0%)

% of all households

Central heating

Easington (County Durham)

Does not have central heating **0.5%** (0.6%)

Does have central heating **99.5%** (99.4%)

% of all households

Number of bedrooms

Easington (County Durham)

1 bedroom **7.7%** (5.9%)

2 bedrooms **34.1%** (32.5%)

3 bedrooms **45.9%** (44.9%)

4 or more bedrooms **12.2%** (16.7%)

% of all households

Occupancy rating for bedrooms

Easington (County Durham)

+2 or more **31.9%** (37.4%)

+1 **42.0%** (41.3%)

0 **24.2%** (19.8%)

-1 **1.7%** (1.4%)

-2 or less **0.2%** (0.1%)

% of all households

Tenure of household

Easington (County Durham)

Owns outright **32.7%** (34.5%)

Owns with a mortgage or loan or shared ownership **27.1%** (28.3%)

Social rented **23.0%** (20.0%)

Private rented or lives rent free **17.2%** (17.2%)

% of all households

Second address indicator

Easington (County Durham)

No second address **96.8%** (94.0%)

Second address is in the UK **2.9%** (5.2%)

Second address is outside the UK **0.4%** (0.8%)

% of all households

Distance travelled to work

Easington (County Durham)

Less than 10km **34.4%** (31.7%)

10km to less than 30km **26.5%** (24.8%)

30km and over **4.4%** (5.3%)

Works mainly from home **20.5%** (23.9%)

Other **14.3%** (14.4%)

% of people aged 16 years and over in employment

Method of travel to workplace

Easington (County Durham)

Work mainly at or from home **20.5%** (23.9%)

Underground, metro, light rail, tram
0.1% (0.0%)

Train **0.3%** (0.3%)

Bus, minibus or coach **3.2%** (3.4%)

Taxi **1.2%** (0.6%)

Motorcycle, scooter or moped **0.3%** (0.3%)

Driving a car or van **59.2%** (57.4%)

Passenger in a car or van **6.2%** (5.3%)

Bicycle **0.6%** (0.7%)

On foot **7.4%** (7.1%)

Other method of travel to work **1.1%** (1.0%)

% of people aged 16 years and over in employment

Economic activity status

Easington (County Durham)

Economically active: In employment
50.2% (51.2%)

Economically active: Unemployed **3.3%** (3.1%)

Economically inactive **46.5%** (45.7%)

% of people aged 16 years and over

Employment history

Easington (County Durham)

Not in employment: Worked in the last 12 months **8.7%** (10.9%)

Not in employment: Not worked in the last 12 months **58.7%** (61.2%)

Not in employment: Never worked
32.6% (27.9%)

% of people aged 16 years and over not in employment

Occupation

Easington (County Durham)

1. Managers, directors and senior officials
8.4% (10.1%)

2. Professional occupations **13.3%** (16.7%)

3. Associate professional and technical occupations **11.5%** (12.1%)

4. Administrative and secretarial occupations
9.5% (9.5%)

5. Skilled trades occupations **12.0%** (11.7%)

6. Caring, leisure and other service occupations
10.9% (10.4%)

7. Sales and customer service occupations
10.9% (8.7%)

8. Process, plant and machine operatives
11.6% (9.3%)

9. Elementary occupations **12.0%** (11.3%)

% of people aged 16 years and over in employment

Socio-economic Classification (NS-SeC)

Easington (County Durham)

L1, L2 and L3: Higher managerial, administrative and professional occupations
6.5% (8.9%)

L4, L5 and L6: Lower managerial, administrative and professional occupations
15.1% (17.6%)

L7: Intermediate occupations **11.7%** (11.2%)

L8 and L9: Small employers and own account workers **7.1%** (8.2%)

L10 and L11: Lower supervisory and technical occupations **8.3%** (6.8%)

L12: Semi-routine occupations **14.8%** (13.5%)

L13: Routine occupations **16.8%** (14.8%)

L14.1 and L14.2: Never worked and long-term unemployed **14.2%** (10.9%)

L15: Full-time students **5.4%** (8.2%)

% of people aged 16 years and over

Hours per week worked

Easington (County Durham)

Part-time: 15 hours or less worked **7.8%** (9.0%)


Part-time: 16 to 30 hours worked **20.2%** (19.6%)

Full-time: 31 to 48 hours worked **63.5%** (61.7%)

Full-time: 49 or more hours worked **8.4%** (9.8%)

% of people aged 16 years and over in employment

Highest level of qualification



Source: Office for National Statistics - Census 2021

Schoolchildren and full-time students

